



**Cuenta Pública 2015**  
**UNIVERSIDAD POLITECNICA DE FRANCISCO I. MADERO**  
**Estado Analítico de Ingresos**  
**Del 1 de enero al 31 de diciembre de 2015**



| Rubro de Ingresos                                      | Ingreso              |                                   |                          |                             |                      |                          |
|--|----------------------|-----------------------------------|--------------------------|-----------------------------|----------------------|--------------------------|
|  | Estimado<br>(1)      | Ampliaciones y Reducciones<br>(2) | Modificado<br>(3= 1 + 2) | Devengado<br>(4)            | Recaudado<br>(5)     | Diferencia<br>(6= 5 - 1) |
| Impuestos  | -                    | -                                 | -                        | -                           | -                    | -                        |
| Cuotas y Aportaciones de Seguridad Social              | -                    | -                                 | -                        | -                           | -                    | -                        |
| Contribuciones de Mejoras                              | -                    | -                                 | -                        | -                           | -                    | -                        |
| Derechos   | 8,849,415.00         | 51,410.00                         | 8,900,825.00             | 8,900,825.00                | 8,900,825.00         | 51,410.00                |
| Productos  | 120,000.00           | 76,380.64                         | 196,380.64               | 196,380.64                  | 196,380.64           | 76,380.64                |
| Corriente  | 120,000.00           | 76,380.64                         | 196,380.64               | 196,380.64                  | 196,380.64           | 76,380.64                |
| Capital  | -                    | -                                 | -                        | -                           | -                    | -                        |
| Aprovechamientos                                       | 180.00               | 2,470.00                          | 2,650.00                 | 2,650.00                    | 2,650.00             | 2,470.00                 |
| Corriente  | 180.00               | 2,470.00                          | 2,650.00                 | 2,650.00                    | 2,650.00             | 2,470.00                 |
| Capital  | -                    | -                                 | -                        | -                           | -                    | -                        |
| Ingresos por Ventas de Bienes y Servicios              | 1,165,400.00         | 378,260.60                        | 787,139.40               | 787,139.40                  | 787,139.40           | 378,260.60               |
| Participaciones y Aportaciones                         | -                    | -                                 | -                        | -                           | -                    | -                        |
| Transferencias, Asignaciones, Subsidios y Otras Ayudas | 34,406,544.00        | 25,899,359.02                     | 60,305,903.02            | 60,305,902.46               | 52,884,204.04        | 18,477,660.04            |
| Ingresos Derivados de Financiamientos                  | -                    | -                                 | -                        | -                           | -                    | -                        |
| <b>Total</b>   | <b>44,541,539.00</b> | <b>25,651,359.06</b>              | <b>70,192,898.06</b>     | <b>70,192,897.50</b>        | <b>62,771,199.08</b> | <b>18,607,920.68</b>     |
|  |                      |                                   |                          | <b>Ingresos excedentes*</b> |                      | <b>18,607,920.68</b>     |

| Estado Analítico de Ingresos<br>Por Fuente de Financiamiento | Ingreso              |                                   |                          |                             |                      |                          |
|--|----------------------|-----------------------------------|--------------------------|-----------------------------|----------------------|--------------------------|
|  | Estimado<br>(1)      | Ampliaciones y Reducciones<br>(2) | Modificado<br>(3= 1 + 2) | Devengado<br>(4)            | Recaudado<br>(5)     | Diferencia<br>(6= 5 - 1) |
| <b>Ingresos del Gobierno</b>                                 | <b>8,969,595.00</b>  | <b>130,260.64</b>                 | <b>9,099,855.64</b>      | <b>9,099,855.64</b>         | <b>9,099,855.64</b>  | <b>130,260.64</b>        |
| Impuestos  | -                    | -                                 | -                        | -                           | -                    | -                        |
| Contribuciones de Mejoras                                    | -                    | -                                 | -                        | -                           | -                    | -                        |
| Derechos   | 8,849,415.00         | 51,410.00                         | 8,900,825.00             | 8,900,825.00                | 8,900,825.00         | 51,410.00                |
| Productos  | 120,000.00           | 76,380.64                         | 196,380.64               | 196,380.64                  | 196,380.64           | 76,380.64                |
| Corriente  | 120,000.00           | 76,380.64                         | 196,380.64               | 196,380.64                  | 196,380.64           | 76,380.64                |
| Capital  | -                    | -                                 | -                        | -                           | -                    | -                        |
| Aprovechamientos   | 180.00               | 2,470.00                          | 2,650.00                 | 2,650.00                    | 2,650.00             | 2,470.00                 |
| Corriente  | 180.00               | 2,470.00                          | 2,650.00                 | 2,650.00                    | 2,650.00             | 2,470.00                 |
| Capital  | -                    | -                                 | -                        | -                           | -                    | -                        |
| Participaciones y Aportaciones                               | -                    | -                                 | -                        | -                           | -                    | -                        |
| Transferencias, Asignaciones, Subsidios y Otras              | -                    | -                                 | -                        | -                           | -                    | -                        |
| <b>Ingresos de Organismos y Empresas</b>                     | <b>35,571,944.00</b> | <b>25,521,098.42</b>              | <b>61,093,042.42</b>     | <b>61,093,041.86</b>        | <b>53,671,343.44</b> | <b>18,099,399.44</b>     |
| Cuotas y Aportaciones de Seguridad Social                    | -                    | -                                 | -                        | -                           | -                    | -                        |
| Ingresos por Ventas de Bienes y Servicios                    | 1,165,400.00         | 378,260.60                        | 787,139.40               | 787,139.40                  | 787,139.40           | 378,260.60               |
| Transferencias, Asignaciones, Subsidios y Otras              | 34,406,544.00        | 25,899,359.02                     | 60,305,903.02            | 60,305,902.46               | 52,884,204.04        | 18,477,660.04            |
| <b>Ingresos derivados de financiamiento</b>                  | <b>-</b>             | <b>-</b>                          | <b>-</b>                 | <b>-</b>                    | <b>-</b>             | <b>-</b>                 |
| Ingresos Derivados de Financiamientos                        | -                    | -                                 | -                        | -                           | -                    | -                        |
| <b>Total</b>   | <b>44,541,539.00</b> | <b>25,651,359.06</b>              | <b>70,192,898.06</b>     | <b>70,192,897.50</b>        | <b>62,771,199.08</b> | <b>18,607,920.68</b>     |
|  |                      |                                   |                          | <b>Ingresos excedentes*</b> |                      | <b>18,607,920.68</b>     |


\* Los ingresos excedentes se clasifican para efectos de control de la Ley General de Contabilidad Gubernamental y el importe reflejado debe ser siempre mayor a cero

Bajo protesta de decir verdad declaramos que los Estados Financieros y sus Notas son razonablemente correctos y responsabilidad del emisor

*[Firma]*  
 L.C. José Humberto Angeles Hernández  
 Secretario Administrativo

*[Firma]*  
 Ing. Juan de Dios Nochebuena Hernández  
 Encargado de Rectoría

*[Firma]*  
 Prof. Miguel Angel Cuatrecasas Costera  
 Presidente de la Junta de Gobierno





**ESTADO ANALÍTICO DE INGRESOS**  
**AL 31/dic/2015 (Cuentas con movimiento)**

(Cifras en pesos y centavos)

| Fuente de Ingresos   | (0) Ley de Ingresos Estimada | +Ampliaciones -Reducciones | (1) Ley de Ingresos Modificada | Ingresos Devengado  | (2) Ingresos Recaudados | % de Avance d la Recaudación 2 / 1 | Ingresos Excedentes (2 - 0) |
|--|------------------------------|----------------------------|--------------------------------|---------------------|-------------------------|------------------------------------|-----------------------------|
| <b>DERECHOS</b>  | <b>8,849,415.00</b>          | <b>51,410.00</b>           | <b>8,900,825.00</b>            | <b>8,900,825.00</b> | <b>8,900,825.00</b>     | <b>100.00%</b>                     | <b>574,040.00</b>           |
| <b>Derechos por el uso, goce, aprovechamiento o explot</b> | <b>8,636,615.00</b>          | <b>104,730.00</b>          | <b>8,741,345.00</b>            | <b>8,741,345.00</b> | <b>8,741,345.00</b>     | <b>100.00%</b>                     | <b>570,040.00</b>           |
| Inscripción Nivel Licenciatura                             | 1,404,000.00                 | -187,200.00                | 1,216,800.00                   | 1,216,800.00        | 1,216,800.00            | 100.00%                            | 0.00                        |
| Inscripción Nivel Posgrado (Especiali                      | 24,000.00                    | -9,600.00                  | 14,400.00                      | 14,400.00           | 14,400.00               | 100.00%                            | 0.00                        |
| Reinscripción Nivel Licenciatura                           | 5,551,000.00                 | 246,800.00                 | 5,797,800.00                   | 5,797,800.00        | 5,797,800.00            | 100.00%                            | 246,800.00                  |
| Reinscrpción Nivel Posgrado (Especial                      | 96,000.00                    | -50,400.00                 | 45,600.00                      | 45,600.00           | 45,600.00               | 100.00%                            | 0.00                        |
| Examen de Recuperación                                     | 371,600.00                   | 239,700.00                 | 611,300.00                     | 611,300.00          | 611,300.00              | 100.00%                            | 239,700.00                  |
| Examen de Competencia Profesional                          | 200.00                       | -200.00                    | 0.00                           | 0.00                | 0.00                    | 0.00%                              | 0.00                        |
| Certificado Parcial de Estudios                            | 800.00                       | 4,800.00                   | 5,600.00                       | 5,600.00            | 5,600.00                | 100.00%                            | 4,800.00                    |
| Constancia de Estudios                                     | 6,615.00                     | 14,250.00                  | 20,865.00                      | 20,865.00           | 20,865.00               | 100.00%                            | 14,250.00                   |
| Historial Académico  | 3,200.00                     | 680.00                     | 3,880.00                       | 3,880.00            | 3,880.00                | 100.00%                            | 680.00                      |
| Examen de Ingles (Toefl)                                   | 162,500.00                   | 25,020.00                  | 187,520.00                     | 187,520.00          | 187,520.00              | 100.00%                            | 25,020.00                   |
| Asesoría Categoría A5                                      | 2,000.00                     | -2,000.00                  | 0.00                           | 0.00                | 0.00                    | 0.00%                              | 0.00                        |
| Asesoría Categoría B5                                      | 2,000.00                     | -2,000.00                  | 0.00                           | 0.00                | 0.00                    | 0.00%                              | 0.00                        |
| Asesoría Categoría C5                                      | 5,000.00                     | -5,000.00                  | 0.00                           | 0.00                | 0.00                    | 0.00%                              | 0.00                        |
| Asesoría Categoría D5                                      | 5,000.00                     | -5,000.00                  | 0.00                           | 0.00                | 0.00                    | 0.00%                              | 0.00                        |
| Curso de Educación Continua Categoría                      | 30,000.00                    | -14,390.00                 | 15,610.00                      | 15,610.00           | 15,610.00               | 100.00%                            | 0.00                        |
| Curso de Educación Continua Categoría                      | 10,000.00                    | 4,400.00                   | 14,400.00                      | 14,400.00           | 14,400.00               | 100.00%                            | 4,400.00                    |
| Curso Educación Continua Categoría C2                      | 20,000.00                    | -16,180.00                 | 3,820.00                       | 3,820.00            | 3,820.00                | 100.00%                            | 0.00                        |
| Curso de Deportes o Verano Público en                      | 4,000.00                     | -500.00                    | 3,500.00                       | 3,500.00            | 3,500.00                | 100.00%                            | 0.00                        |
| Titulación (Trámite Interno UPFIM)                         | 144,000.00                   | -39,200.00                 | 104,800.00                     | 104,800.00          | 104,800.00              | 100.00%                            | 0.00                        |
| Reposición de Credenciales                                 | 4,200.00                     | 4,750.00                   | 8,950.00                       | 8,950.00            | 8,950.00                | 100.00%                            | 4,750.00                    |
| Diplomado Categoría A3                                     | 10,000.00                    | -10,000.00                 | 0.00                           | 0.00                | 0.00                    | 0.00%                              | 0.00                        |
| Diplomado Categoría B3                                     | 7,500.00                     | -7,500.00                  | 0.00                           | 0.00                | 0.00                    | 0.00%                              | 0.00                        |
| Diplomado Categoría C3                                     | 15,000.00                    | -15,000.00                 | 0.00                           | 0.00                | 0.00                    | 0.00%                              | 0.00                        |
| Examen de Ingreso a Licenciatura                           | 399,600.00                   | 2,590.00                   | 402,190.00                     | 402,190.00          | 402,190.00              | 100.00%                            | 2,590.00                    |
| Examen de Ingreso a Posgrado                               | 5,000.00                     | -5,000.00                  | 0.00                           | 0.00                | 0.00                    | 0.00%                              | 0.00                        |
| Certificado de Estudios                                    | 108,000.00                   | -29,400.00                 | 78,600.00                      | 78,600.00           | 78,600.00               | 100.00%                            | 0.00                        |
| Titulo Profesional de Licenciatura                         | 180,000.00                   | -49,000.00                 | 131,000.00                     | 131,000.00          | 131,000.00              | 100.00%                            | 0.00                        |
| Certificado de Estandares de Competen                      | 5,000.00                     | -5,000.00                  | 0.00                           | 0.00                | 0.00                    | 0.00%                              | 0.00                        |
| Tramite de Equivalencia                                    | 13,600.00                    | 27,050.00                  | 40,650.00                      | 40,650.00           | 40,650.00               | 100.00%                            | 27,050.00                   |
| Expedicion de Cedula Estatal                               | 46,800.00                    | -12,740.00                 | 34,060.00                      | 34,060.00           | 34,060.00               | 100.00%                            | 0.00                        |
| <b>Registro de Titulo y Expedición de Cedula Federal</b>   | <b>212,800.00</b>            | <b>-53,320.00</b>          | <b>159,480.00</b>              | <b>159,480.00</b>   | <b>159,480.00</b>       | <b>100.00%</b>                     | <b>4,000.00</b>             |
| Registro de Titulo y Expedición de Ce                      | 208,800.00                   | -57,320.00                 | 151,480.00                     | 151,480.00          | 151,480.00              | 100.00%                            | 0.00                        |
| Curso de Verano a hijos de Trabajador                      | 4,000.00                     | 4,000.00                   | 8,000.00                       | 8,000.00            | 8,000.00                | 100.00%                            | 4,000.00                    |
| <b>PRODUCTOS</b>   | <b>120,000.00</b>            | <b>76,380.64</b>           | <b>196,380.64</b>              | <b>196,380.64</b>   | <b>196,380.64</b>       | <b>100.00%</b>                     | <b>139,380.64</b>           |



**ESTADO ANALÍTICO DE INGRESOS**


AL 31/dic/2015 (Cuentas con movimiento)

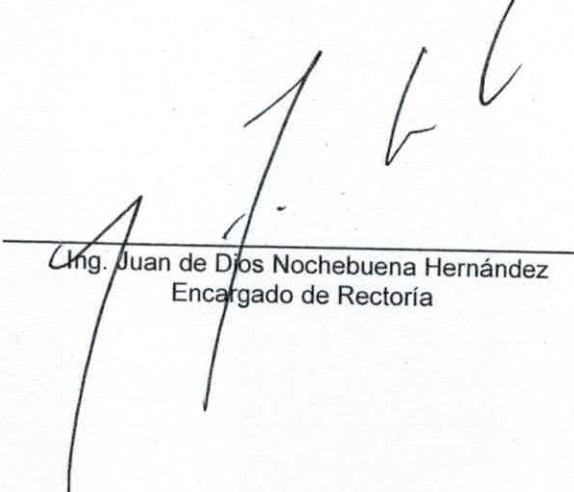
(Cifras en pesos y centavos)


| Fuente de Ingresos  | (0) Ley de Ingresos Estimada | +Ampliaciones -Reducciones | (1) Ley de Ingresos Modificada | Ingresos Devengado   | (2) Ingresos Recaudados | % de Avance d la Recaudación 2 / 1 | Ingresos Excedentes (2 - 0) |
|---|------------------------------|----------------------------|--------------------------------|----------------------|-------------------------|------------------------------------|-----------------------------|
| <b>Título Profesional de Licenciatura</b>                   | <b>120,000.00</b>            | <b>-63,000.00</b>          | <b>57,000.00</b>               | <b>57,000.00</b>     | <b>57,000.00</b>        | <b>100.00%</b>                     | <b>0.00</b>                 |
| Concesión de Cafetería                                      | 84,000.00                    | -63,000.00                 | 21,000.00                      | 21,000.00            | 21,000.00               | 100.00%                            | 0.00                        |
| Concesión de Papelería                                      | 36,000.00                    | 0.00                       | 36,000.00                      | 36,000.00            | 36,000.00               | 100.00%                            | 0.00                        |
| <b>Productos no comprendidos en las fracciones de la Le</b> | <b>0.00</b>                  | <b>139,380.64</b>          | <b>139,380.64</b>              | <b>139,380.64</b>    | <b>139,380.64</b>       | <b>100.00%</b>                     | <b>139,380.64</b>           |
| Intereses ganados   | 0.00                         | 82,436.45                  | 82,436.45                      | 82,436.45            | 82,436.45               | 100.00%                            | 82,436.45                   |
| Rendimientos  | 0.00                         | 56,792.12                  | 56,792.12                      | 56,792.12            | 56,792.12               | 100.00%                            | 56,792.12                   |
| Otros productos   | 0.00                         | 152.07                     | 152.07                         | 152.07               | 152.07                  | 100.00%                            | 152.07                      |
| <b>APROVECHAMIENTOS</b>                                     | <b>180.00</b>                | <b>2,470.00</b>            | <b>2,650.00</b>                | <b>2,650.00</b>      | <b>2,650.00</b>         | <b>100.00%</b>                     | <b>2,470.00</b>             |
| <b>Aprovechamiento de tipo Corriente</b>                    | <b>180.00</b>                | <b>2,470.00</b>            | <b>2,650.00</b>                | <b>2,650.00</b>      | <b>2,650.00</b>         | <b>100.00%</b>                     | <b>2,470.00</b>             |
| Pago por Devolución Extemporánea de A                       | 180.00                       | 2,470.00                   | 2,650.00                       | 2,650.00             | 2,650.00                | 100.00%                            | 2,470.00                    |
| <b>INGRESOS POR VENTAS DE BIENES</b>                        | <b>1,165,400.32</b>          | <b>-378,260.92</b>         | <b>787,139.40</b>              | <b>787,139.40</b>    | <b>787,139.40</b>       | <b>100.00%</b>                     | <b>47,849.40</b>            |
| <b>Derechos por el uso, goce, aprovechamiento o explot</b>  | <b>1,165,400.32</b>          | <b>-378,260.92</b>         | <b>787,139.40</b>              | <b>787,139.40</b>    | <b>787,139.40</b>       | <b>100.00%</b>                     | <b>47,849.40</b>            |
| Cuota de Recuperación de Gastos de In                       | 1,081,300.32                 | -374,778.32                | 706,522.00                     | 706,522.00           | 706,522.00              | 100.00%                            | 0.00                        |
| Patrocinadores de Eventos                                   | 3,000.00                     | -3,000.00                  | 0.00                           | 0.00                 | 0.00                    | 0.00%                              | 0.00                        |
| Cuota de Bases de Licitación                                | 1,000.00                     | -1,000.00                  | 0.00                           | 0.00                 | 0.00                    | 0.00%                              | 0.00                        |
| Cuota de Recuperación de Leche                              | 30,000.00                    | 47,849.40                  | 77,849.40                      | 77,849.40            | 77,849.40               | 100.00%                            | 47,849.40                   |
| Ganado de Reproducción Conejos                              | 200.00                       | -200.00                    | 0.00                           | 0.00                 | 0.00                    | 0.00%                              | 0.00                        |
| Ganado de Reproducción Aves                                 | 200.00                       | -200.00                    | 0.00                           | 0.00                 | 0.00                    | 0.00%                              | 0.00                        |
| Ganado de Reproducción Ovino                                | 9,000.00                     | -9,000.00                  | 0.00                           | 0.00                 | 0.00                    | 0.00%                              | 0.00                        |
| Ganado de Reproducción Bovino                               | 9,000.00                     | -9,000.00                  | 0.00                           | 0.00                 | 0.00                    | 0.00%                              | 0.00                        |
| Ganado para Carne Conejo                                    | 200.00                       | -200.00                    | 0.00                           | 0.00                 | 0.00                    | 0.00%                              | 0.00                        |
| Ganado para Carne Ave                                       | 200.00                       | -200.00                    | 0.00                           | 0.00                 | 0.00                    | 0.00%                              | 0.00                        |
| Ganado para Carne Ovino                                     | 10,000.00                    | -7,732.00                  | 2,268.00                       | 2,268.00             | 2,268.00                | 100.00%                            | 0.00                        |
| Ganado para Carne Bovino                                    | 20,000.00                    | -20,000.00                 | 0.00                           | 0.00                 | 0.00                    | 0.00%                              | 0.00                        |
| Servicio de Inseminación                                    | 300.00                       | -300.00                    | 0.00                           | 0.00                 | 0.00                    | 0.00%                              | 0.00                        |
| Servicio de estudio de laboratorio y t                      | 1,000.00                     | -500.00                    | 500.00                         | 500.00               | 500.00                  | 100.00%                            | 0.00                        |
| <b>TRANSFERENCIAS, ASIGNACIONES, SUBSIDIOS Y</b>            | <b>34,406,544.00</b>         | <b>25,899,359.02</b>       | <b>60,305,903.02</b>           | <b>60,305,902.46</b> | <b>52,884,204.04</b>    | <b>87.69%</b>                      | <b>20,377,551.04</b>        |
| <b>Subsidios y Subvenciones</b>                             | <b>34,406,544.00</b>         | <b>0.00</b>                | <b>34,406,544.00</b>           | <b>34,406,544.00</b> | <b>32,506,653.00</b>    | <b>94.48%</b>                      | <b>0.00</b>                 |
| Subsidio Estatal  | 17,203,272.00                | 0.00                       | 17,203,272.00                  | 17,203,272.00        | 15,303,381.00           | 88.96%                             | 0.00                        |
| Subsidio Federal  | 17,203,272.00                | 0.00                       | 17,203,272.00                  | 17,203,272.00        | 17,203,272.00           | 100.00%                            | 0.00                        |
| <b>Programas Especiales</b>                                 | <b>0.00</b>                  | <b>25,899,359.02</b>       | <b>25,899,359.02</b>           | <b>25,899,358.46</b> | <b>20,377,551.04</b>    | <b>78.68%</b>                      | <b>20,377,551.04</b>        |
| SAGARPA AGROCLUSTER 2015                                    | 0.00                         | 787,778.81                 | 787,778.81                     | 787,778.41           | 787,778.41              | 100.00%                            | 787,778.41                  |
| SAGARPA PROD INTENSIVA Y CUBIERTAS AG                       | 0.00                         | 591,804.43                 | 591,804.43                     | 591,804.27           | 591,804.27              | 100.00%                            | 591,804.27                  |

**ESTADO ANALÍTICO DE INGRESOS**  
**AL 31/dic/2015 (Cuentas con movimiento)**  
(Cifras en pesos y centavos)

| Fuente de Ingresos   | (0) Ley de Ingresos Estimada | +Ampliaciones -Reducciones | (1) Ley de Ingresos Modificada | Ingresos Devengado   | (2) Ingresos Recaudados | % de Avance d la Recaudación 2 / 1 | Ingresos Excedentes (2 - 0) |
|--|------------------------------|----------------------------|--------------------------------|----------------------|-------------------------|------------------------------------|-----------------------------|
| SAGARPA AGROPRODUCCIÓN INTEGRAL 2015                                       | 0.00                         | 839,789.61                 | 839,789.61                     | 839,789.61           | 839,789.61              | 100.00%                            | 839,789.61                  |
| BECAS CONACYT 2015   | 0.00                         | 156,005.60                 | 156,005.60                     | 156,005.60           | 156,005.60              | 100.00%                            | 156,005.60                  |
| FIDEICOMISO BANOBRAS   | 0.00                         | 429,902.40                 | 429,902.40                     | 429,902.40           | 429,902.40              | 100.00%                            | 429,902.40                  |
| PIDETEC-MAGUEY   | 0.00                         | 200,005.10                 | 200,005.10                     | 200,005.10           | 200,005.10              | 100.00%                            | 200,005.10                  |
| CIMMYT 2015  | 0.00                         | 69,506.40                  | 69,506.40                      | 69,506.40            | 69,506.40               | 100.00%                            | 69,506.40                   |
| NANO PLASTIC E-2/2015  | 0.00                         | 2,768,633.63               | 2,768,633.63                   | 2,768,633.63         | 2,768,633.63            | 100.00%                            | 2,768,633.63                |
| BIOMEDICA-ICT/2015   | 0.00                         | 1,914,945.04               | 1,914,945.04                   | 1,914,945.04         | 1,914,945.04            | 100.00%                            | 1,914,945.04                |
| CITNOVA 2015   | 0.00                         | 80,000.00                  | 80,000.00                      | 80,000.00            | 80,000.00               | 100.00%                            | 80,000.00                   |
| TECNO PROCESO ABERI, SA DE CV (FLEXI-FONDO INSTITUCIONAL DEL CONACYT (FOIN | 0.00                         | 7,113,140.09               | 7,113,140.09                   | 7,113,140.09         | 7,113,140.09            | 100.00%                            | 7,113,140.09                |
| ING. QUANTICA SUPERIOR SA DE CV (MOD                                       | 0.00                         | 1,000,000.81               | 1,000,000.81                   | 1,000,000.81         | 725,000.81              | 72.50%                             | 725,000.81                  |
| PROFOCIE 2015  | 0.00                         | 2,316,103.03               | 2,316,103.03                   | 2,316,103.03         | 2,316,103.03            | 100.00%                            | 2,316,103.03                |
| PRODEP 2014  | 0.00                         | 1,626,599.65               | 1,626,599.65                   | 1,626,599.65         | 1,626,599.65            | 100.00%                            | 1,626,599.65                |
| PRODEP 2015  | 0.00                         | 1,358,561.00               | 1,358,561.00                   | 1,358,561.00         | 758,337.00              | 55.82%                             | 758,337.00                  |
|  | 0.00                         | 4,646,583.42               | 4,646,583.42                   | 4,646,583.42         | 0.00                    | 0.00%                              | 0.00                        |
| <b>Total=&gt;</b>  | <b>44,541,539.32</b>         | <b>25,651,358.74</b>       | <b>70,192,898.06</b>           | <b>70,192,897.50</b> | <b>62,771,199.08</b>    | <b>89.43%</b>                      | <b>21,141,291.08</b>        |

  
L.C. José Humberto Angeles Hernández  
Secretario Administrativo

  
Cng. Juan de Dios Nochebuena Hernández  
Encargado de Rectoría

  
Profr. Miguel Ángel Cuatepotzo Costeira  
Presidente de la Junta de Gobierno

